



Analytic Teams



WHAT IS IT?

Analytic Teams is a technique in which students assume roles and specific tasks to perform during an instructional activity. Because the roles are general ones that focus on the listening task, this technique can be adapted and used across many different disciplines and fields. The technique also has many applications as the roles would benefit students who are critically reading an assignment, listening to a lecture, watching a video, or other activity that requires analytic skills. It provides opportunities for instructors to use this technique as is or adapt it to accomplish specific instructional goals. It provides them with an opportunity to focus on learning and performing one aspect of the analytic process at a time. Thus, the activity scaffolds learning and prepares students for more complex problem-solving assignments in which they must assume multiple roles.

ACTIVITY TYPE	TEACHING PROBLEM ADDRESSED	LEARNING TAXONOMIC LEVEL
<ul style="list-style-type: none">❖ Discussion❖ Reciprocal Teaching	<ul style="list-style-type: none">❖ Poor Attention/Listening❖ Low Motivation/Engagement❖ Lack of Participation	<ul style="list-style-type: none">❖ Application: Problem Solving❖ Learn how to learn

WHY USE IT?

The technique also has many applications as the roles would benefit students who are critically reading an assignment, listening to a lecture, watching a video, or other activity that requires analytic skills. It also improves participation as students with specific role perspective. This technique can help equalize participation in discussion, prompting under participators and providing boundaries for under participators.

HOW DO I DO IT?






1. Clarify your teaching purpose and learning goals for Analytic teams
2. Identify the learning task's underlying problem and role prompts
3. Set assignment parameters
4. Develop a plan for learning assessment or grading
5. Communicate assignment instructions to students
6. Implement the technique during a lecture or Video
7. Reflect upon the activity and evaluate its effectiveness



Analytic Teams







WHAT SHOULD I CONSIDER?

-  Select an analytic task & Break the process into parts.
-  Form student groups and give each individual a specific role.
-  Assign the reading, present the lecture, or show the video.
-  Give teams time for members to share and work together.
-  Ask for reports.

WHAT COULD I USE?

Online Adaptation:

-  Choose a reading assignment, lecture, or video topic that requires analysis.
 - Assign teams of 4 to 5 students to breakout rooms or discussion forums.
 - Assign each team member to an analysis role, such as:
 -  Proponent, Critic, Example Giver, Summarizer, or Question Preparer.
 -  Inform students that they will respond to the assignment according to their designated role.
 -  Conclude by having groups write a team analysis that they share in a whole class discussion

WHAT IF I WANT MORE?

[Home - The K. Patricia Cross Academy \(kpcrossacademy.org\)](http://kpcrossacademy.org)